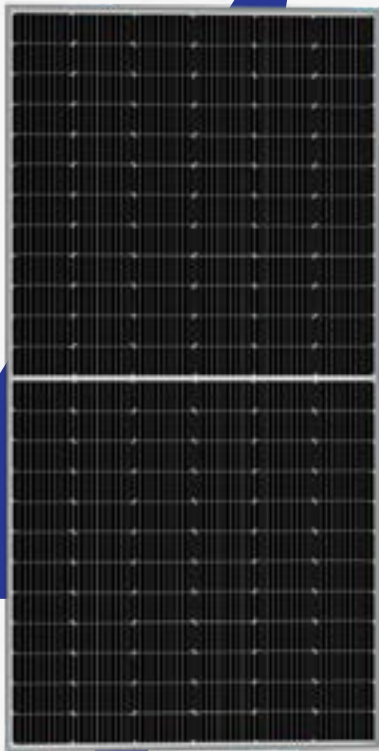


ZAP - G12TG - 132

TOPCon Technology Dual Glass Bifacial Module



Excellent PID resistance



Excellent LeTID resistance



Power tolerance of 0 to +4.99W



Sustain heavy snows and wind loads (5400Pa & 2400Pa)

SUITABLE FOR



Residential



Utility



Commercial



Off-grid

CERTIFICATES*

Plant

- EN ISO 9001: 2015 Quality Management System
- EN ISO 14001: 2015 Environmental Management System
- EN ISO 45001: 2018 Occupational health and safety management systems



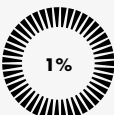
12 YEARS
PRODUCT WARRANTY



30 YEARS
POWER OUTPUT WARRANTY



ANNUAL POWER DEGRADATION
FROM 2ND YEAR



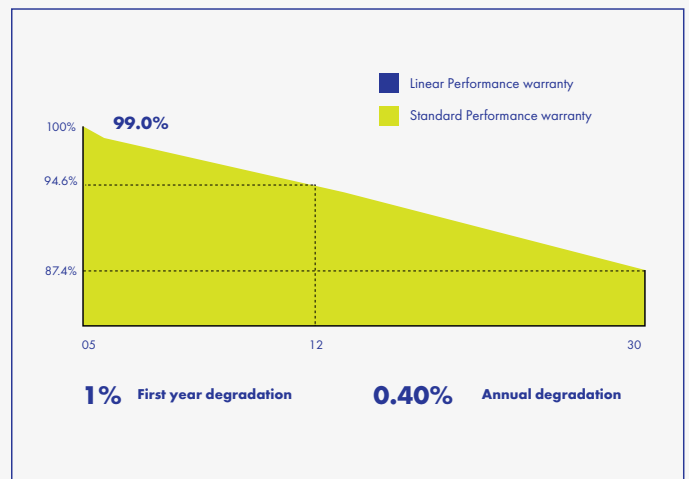
LID LOSS IN THE
FIRST YEAR

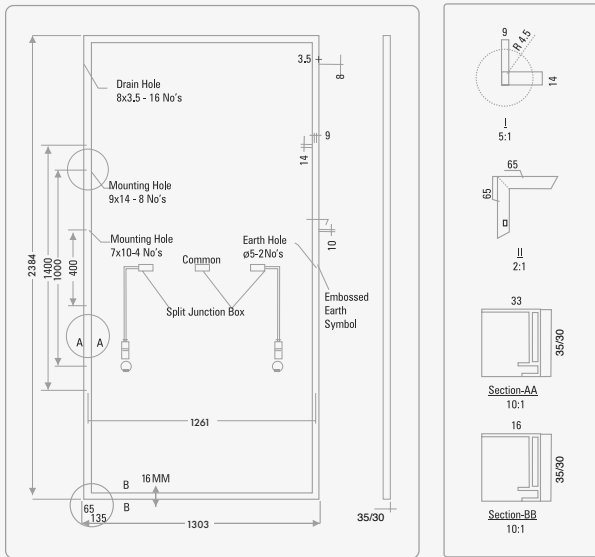


MAXIMUM
POWER OUTPUT



Scan to Visit
Zap91.com





PACKING CONFIGURATION

Container	40' HQ
Pieces per Pallet	31
Pallet per Container	20
Pieces per Container	620

ZAP-G12TG-132

ELECTRICAL CHARACTERISTICS (STC)	M2, Module Temperature 25 Deg C and AM-1.5, Irradiance 1000 W/m2						
	690	695	700	705	710	715	720
Peak power, P Max(Wp)	690	695	700	705	710	715	720
Maximum voltage, Vmp(V)	40.45	40.55	40.63	40.78	40.93	41.14	41.36
Maximum Current, Imp(A)	17.06	17.14	17.23	17.29	17.35	17.38	17.41
Open Circuit Voltage, Voc(V)	48.17	48.33	48.5	48.65	48.85	48.99	49.16
Short Circuit current, Isc(A)	17.98	18.07	18.15	18.24	18.31	18.36	18.41
Module Efficiency(%)	22.21	22.37	22.53	22.70	22.86	23.02	23.18
Power Tolerance	0 to +4.99 W						
Maximum System Voltage	1500 V						
Maximum Series Fuse Rating	35 A						
Measurement Tolerance +/- -3%							

Bifacial gain	690	695	700	705	710	715	720
5% Maximum Power (P max)	724.5	729.75	735	740.25	745.5	750.75	756
10% Maximum Power (P max)	759	764.5	770	775.5	781	786.5	792
20% Maximum Power (P max)	828	834	840	846	852	858	864
30% Maximum Power (P max)	897	903.5	910	916.5	923	929.5	936

NOCT	690	695	700	705	710	715	720
Maximum Power (P max)	513.52	517.24	520.96	524.68	528.40	532.13	535.85
Maximum Power Voltage (Vmp)	36.99	37.09	37.16	37.30	37.43	37.63	37.83
Maximum Power Current (Imp)	13.89	13.95	14.02	14.07	14.12	14.15	14.17
Open Circuit Voltage (Voc)	44.79	44.94	45.10	45.24	45.42	45.55	45.71
Short Circuit Current (Isc)	14.69	14.76	14.83	14.90	14.96	15.00	15.04

MECHANICAL SPECIFICATIONS

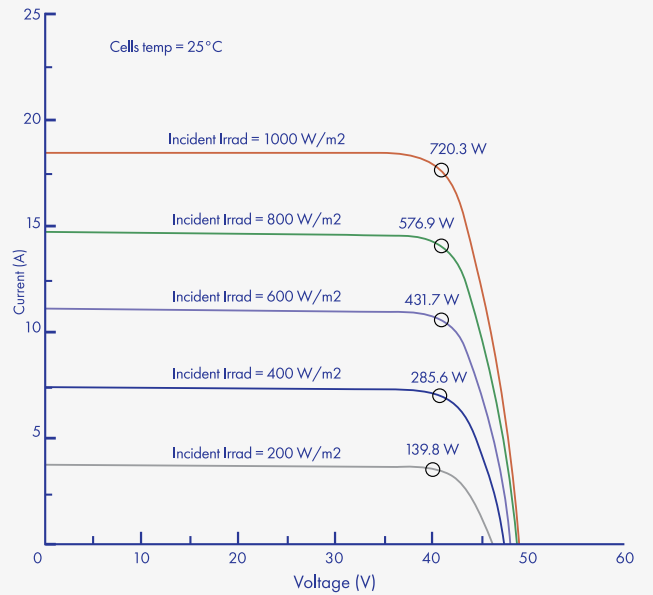
External Dimensions	2383 X 1303 X 30/35
Weight	38 Kg
No of Cells	132-16 BB, 105 x 210 mm
Front Glass	2.0 mm ARC Heat Strengthened
Rear Cover	2.0 mm Heat Strengthened
Frame	Anodized Aluminium Alloy (Silver)
Junction Box	3 Split, IP 68 Rated
Connector	MC4 Compatible Connector
Output Cable	4.0 mm ² / 400 mm Cable Length

TEMPERATURE CHARACTERISTICS

Pmax Temp. Coefficient (%/°C)	-0.29
Voc Temp. Coefficient (%/°C)	-0.24
Isc Temp. Coefficient (%/°C)	0.042
Operating Temp. (°C)	-40°C to +85°C
Nominal Operating Cell Temp. (°C)	45±2°C

Bifaciality Factor	80 ± 10%
--------------------	----------

I-V VARIATION WITH IRRADIANCE



I-V VARIATION WITH TEMPERATURE

